



The College of New Jersey

Annual Institutional Profile Report

2008

**THE COLLEGE OF NEW JERSEY
EXCELLENCE AND ACCOUNTABILITY REPORT
ACADEMIC YEAR 2007-2008**

PREFACE

The College of New Jersey is a highly selective institution that provides students with an opportunity to participate in a unique community of learners. This community calls upon its members to recognize and achieve excellence, and to develop the objectivity and capacity for change. It also calls upon them to participate in service to others and to exhibit a respect for and appreciation of diversity. The College of New Jersey is the oldest of the state's public colleges and for generations has aspired to the highest standards of academic excellence. The College offers more than forty liberal arts and professional programs through seven schools: the Arts & Communication; Culture & Society; Business; Education; Engineering; Nursing, Health and Exercise Science, and Science. The College serves approximately 6200 undergraduate students, 95% of whom are New Jersey residents, as well as 750 graduate students. The College of New Jersey's Mission Statement states:

The College of New Jersey, founded in 1855 as the New Jersey State Normal School, is primarily an undergraduate and residential college with targeted graduate programs. TCNJ's exceptional students, teacher-scholars, staff, alumni, and board members constitute a diverse community of learners, dedicated to free inquiry and open exchange, to excellence in teaching, creativity, scholarship, and citizenship, and to the transformative power of education in a highly competitive institution. The College prepares students to excel in their chosen fields and to create, preserve, and transmit knowledge, the arts, and wisdom. Proud of its public service mandate to educate leaders of New Jersey and the nation, The College will be a national exemplar in the education of those who seek to sustain and advance the communities in which they live.

The College of New Jersey has been on a remarkable journey over the past several decades. It has evolved from a state teacher's college to a comprehensive institution strongly defined by the liberal arts and sciences, which constitute a significant majority of its academic programs and provide the intellectual underpinnings of the remaining programs. TCNJ is now nationally recognized for its distinctive fostering of excellence in undergraduate education. In September, 2004, the College, which had long been among *US News and World Report's* top-ranked comprehensive institutions in the North, became one of just 75 institutions that Barron's *Profiles of American Colleges* place in its highest category, "Most Competitive"—one of only seven in this category that are state-supported). High rankings are, of course, just one indicator of a school's quality and reputation; and the College take pride in its demanding curricula, talented and dedicated faculty, excellent facilities, and an intellectual environment that challenges, excites, and nurtures—the very features which have brought it such noteworthy national attention.



DR. R. BARBARA GITENSTEIN
PRESIDENT, THE COLLEGE OF NEW JERSEY

TABLE OF CONTENTS

A. Accreditation Status	1
Institutional Accreditation	1
Professional Accreditation	1
B. Number of Students Served	2
Undergraduates by Attendance Status	2
Graduates by Attendance Status	2
Non-credit Students	2
C. Characteristics of Undergraduate Students	3
Freshman Admissions	3
Mean Math and Verbal SAT Scores	4
Percentage of Freshmen Needing Remediation	4
Race/Ethnicity	6
Gender	7
Age	7
State Funded Financial Assistance	7
State Residence	8
D. Degrees Conferred	9
Race/Ethnicity and Gender	9
General Field	10
E. Student Outcomes	11
Overall Graduation Rate	11
Race/Ethnicity	11
Low-Income Students	11
First to Second Year Entering Freshman Retention	12
Race/Ethnicity	12
Low-Income Students	12
Transfer Rates	12

F. Faculty Characteristics	13
Full-time by Race/Ethnicity, Sex and Tenure	13
Percent of Courses Taught by Full-time Faculty	14
Ratio of Full- to Part-time Faculty	14
G. Characteristics of the Board of Trustees	15
H. Profile of the Institution	16
Undergraduate Degree and Certificate Programs	16
Graduate Degree Programs	17
I. Major Research and Public Service Activities	18
J. Major Capital Projects	19

A. ACCREDITATION STATUS

INSTITUTIONAL ACCREDITATION

The College of New Jersey is accredited by the Commission on Higher Education of the Middle States Association of Colleges and Schools. The Commission on Higher Education is an institutional accrediting agency.

PROFESSIONAL ACCREDITATION

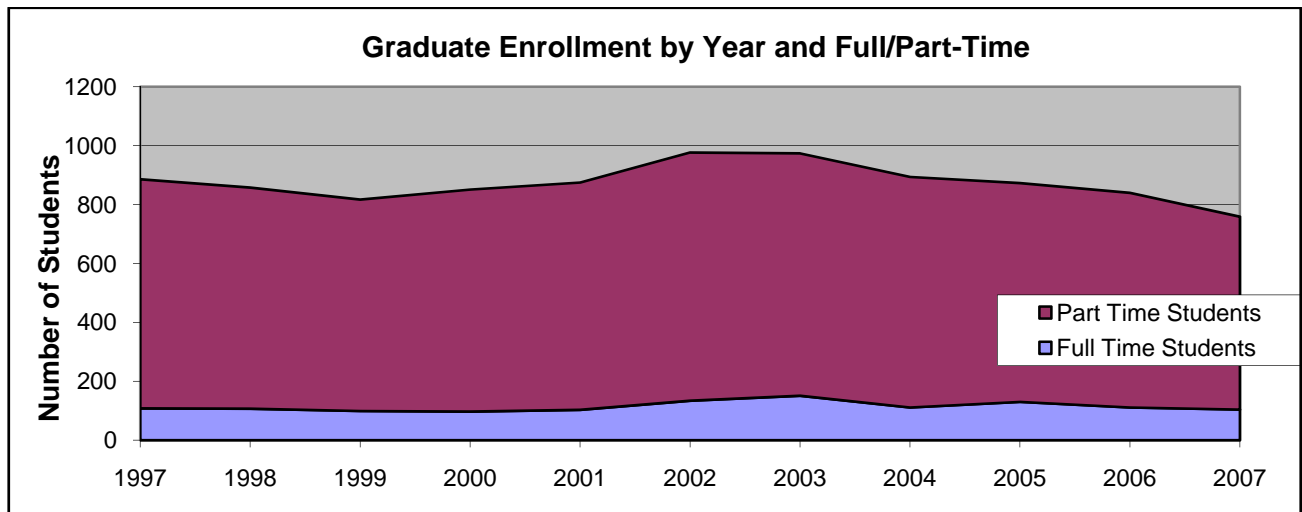
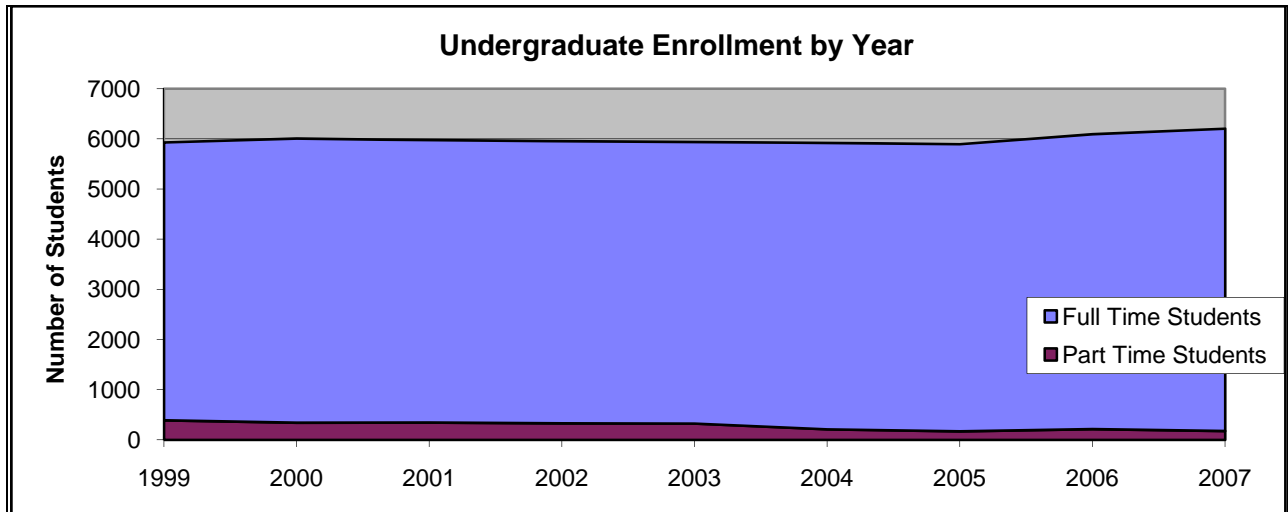
The following undergraduate programs are accredited and/or approved by specialized, programmatic organizations:

- Programs at the bachelor's and master's level for the preparation of teachers are accredited by the National Council for Accreditation of Teacher Education (NCATE).
- The program in Education of the Deaf and Hard of Hearing (Elementary) is approved by the Council on the Education of the Deaf.
- The College of New Jersey is an accredited institutional member of the National Association of Schools of Music
- Programs in the School of Business are accredited by The Association to Advance Collegiate Schools of Business (AACSB).
- The bachelor degree programs in engineering science, computer engineering, electrical engineering, and mechanical engineering are accredited by the Engineering Accreditation Commission (EAC) of the Accreditation Board for Engineering and Technology (ABET).
- The BS program in Computer Science is accredited by the Computing Accreditation Commission of the Accreditation (CAC) Board for Engineering and Technology (ABET).
- The baccalaureate and master's degrees in nursing are accredited by the Commission on Collegiate Nursing Education (CCNE).
- The BS program in Chemistry is approved by the American Chemical Society (ACS).

B. NUMBER OF STUDENTS SERVED

FALL 2007 UNDERGRADUATE & GRADUATE ENROLLMENT BY FULL/PART-TIME

Full-time and part-time undergraduate enrollment in the fall of 2007 was 6,028 and 177 respectively. Full-time students represent 97% of the total undergraduate population. Overall enrollment has remained relatively stable primarily as a function of TCNJ’s significant effort to increase quality inside (and outside) the classroom and the limits of our residential housing capacity.



Source: Office of Institutional Research & Assessment, The College of New Jersey

During the 2007-2008 academic year, no students were enrolled in any course for zero credit.

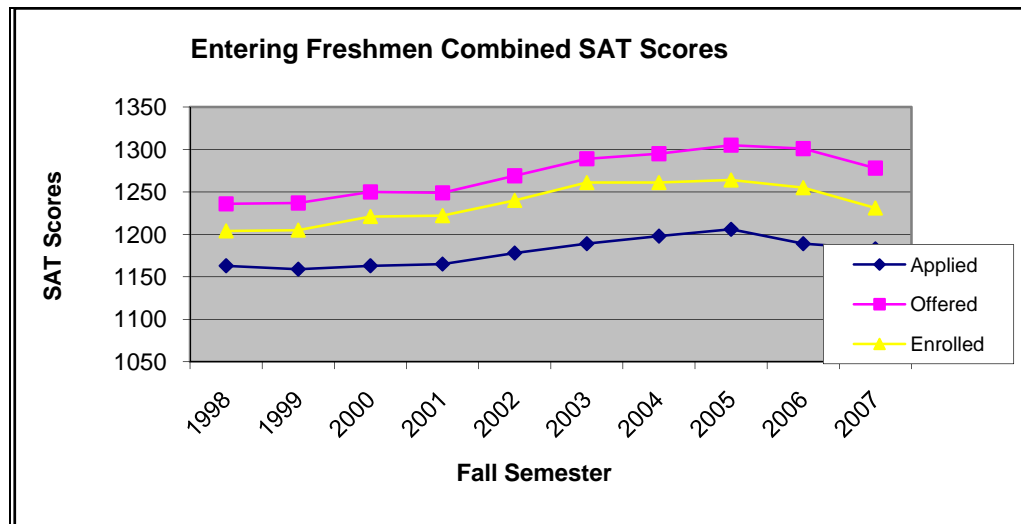
C. CHARACTERISTICS OF UNDERGRADUATE STUDENTS

FALL 2007 UNDERGRADUATE FRESHMAN CLASS

The table below presents the number of first-time applicants, the number of those applicants offered admission and the number of those applicants registered for the fall semester for the past seven years, 2001 through 2007.

	<u>2001</u>	<u>2002</u>	<u>2003</u>	<u>2004</u>	<u>2005</u>	<u>2006</u>	<u>2007</u>
FRESHMEN:(ALL ADMITS)							
Number of Applications Received	5988	6323	6373	6485	7300	8185	8607
Number of Acceptances	3069	3024	3070	3113	3289	3570	4005
Number of Students Matriculated	1262	1232	1178	1231	1236	1270	1297
Accept Ratio:	51%	48%	48%	48%	45%	44%	47%
Enrollment Yield:	41%	41%	38%	40%	38%	36%	32%

8,607 students applied for admission for the fall 2007 semester and 1,297 enrolled. The average combined SAT for the entering freshman class was 1231 for fall 2007. The following chart displays the significant increases of the applied, accepted, and enrolled mean scholastic achievement tests (SAT) for all entering freshman from fall 1998 to 2007.



MEAN MATH AND VERBAL SAT SCORES

**Average SAT Scores and High School Rank of Fall 2007 Freshman Class
(Regular Admits, EOF Admits, Special Admits, and Total Class)**

	SAT Verbal	SAT Math	SAT Total	High School Rank	Number of Entering Students <i>(valid count)</i>	Percent of Total <i>(valid %)</i>
General Admits	626	647	1273	91	1052 (1041)	81 % (99%)
EOF Admits	473	498	971	83	98 (98)	8 % (100%)
Special Admits	544	563	1107	74	147 (136)	11 % (93%)
Total Freshman Class	605	626	1231	88	1297 (1275)	100 % (98%)

Source: Office of Institutional Research & Assessment, The College of New Jersey

REMEDICATION / DEVELOPMENTAL EDUCATION

Students take the Writing Exemption and Placement Exam for placement in our Writing Program. All students who score below 550 on the SAT Math are placed into Intermediate Mathematics. TCNJ lowered the cut score by 10 points from the previous year and percentages held relatively constant. TCNJ provides summer remediation for Equal Opportunity Fund (EOF) students through a New Jersey Department of Education grant and the remaining entering freshmen in need of remediation are pre-registered into appropriate basic skill courses. The first-semester schedule for students in need of remediation is built so that students receive remediation in a timely manner by scheduling these courses first.

Total Number of Students Tested and Needing Remediation: Fall 2007

Total number of <u>students tested</u> (Writing)	Number of students needing <u>remediation</u>	Number of Recent HS graduates <u>tested</u>	Number of recent HS graduates needing <u>remediation</u>
309	30	309	30

REMEDICATION/DEVELOPMENTAL EDUCATION

First-Time Freshmen (FTF) Needing Remediation: Fall 2007

<u>Subject Area</u>	Number of <u>FTF</u>	Percent of <u>FTF</u>	Number of FTF Who are Recent HS <u>Graduate</u>	Percent of FTF Who are Recent HS <u>Graduate</u>
Total Writing	30	2.3%	30	2.3%
Total Math	64	4.9%	64	4.8%

First-Time Freshmen Requiring Remediation in at least One Subject Area: Fall 2007

	Number of <u>FTF</u>	Percent of <u>FTF</u>	Number of FTF Who are Recent HS <u>Graduate</u>	Percent of FTF Who are Recent HS <u>Graduate</u>
Needing remediation in at least one subject area	82	6.3%	81	6.2%

UNDERGRADUATE STUDENTS BY RACE/ETHNICITY: FALL 2007

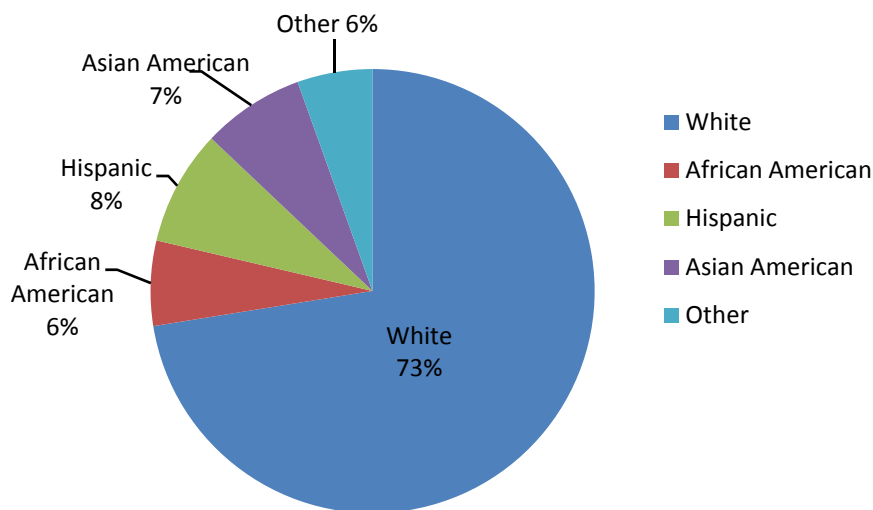
	White		African American		Hispanic		Asian American		Native American		Non-Res. Alien		Race Unknown		Total	
	#	%	#	%	#	%	#	%	#	%	#	%	#	%	#	%
Full-Time	4372	72.5	361	6.0	512	8.5	453	7.5	4	0.1	23	0.4	303	5.0	6028	100.0
Part-Time	125	70.6	23	13.0	9	5.1	10	5.6	0	0.0	0	0.0	10	5.6	177	100.0
Total	4497	72.5	384	6.2	521	8.4	463	7.5	4	0.1	23	0.4	313	5.0	6205	100.0

Source: Office of Institutional Research & Assessment, The College of New Jersey

In fall 2007, students who declared themselves African American, Asian American, Hispanic, or Native American made up approximately twenty-two percent of the total full-time enrollment.

Race/Ethnicity of All Undergraduates, Fall 2007

(Percentages are based on undergraduates with known race/ethnicity)



Source: Office of Institutional Research & Assessment, The College of New Jersey

TCNJ has a commitment to admitting a diverse student population and during the 1990's made steady enrollment gains. However, TCNJ has recently begun to see the enrollment rates of minority students level off. In response, TCNJ has launched a new initiative to improve enrollment for all groups with a special emphasis on African American enrollments. TCNJ should begin to see increases in the diversity of its student profile as a result of this initiative as early as this fall semester.

UNDERGRADUATE STUDENTS BY GENDER (2001-2007)

Student rates for gender at TCNJ have remained stable over the last ten years and reflect the national trend of women enrolling in higher education institutions at a greater rate than men.

Gender	2001		2002		2003		2004		2005		2006		2007	
	#	%	#	%	#	%	#	%	#	%	#	%	#	%
Female Students	3525	59.02	3538	59.35	3548	59.75	3486	58.91	3400	57.5	3531	57.9	3622	58.4
Male Students	2448	40.98	2423	40.65	2390	40.25	2432	41.09	2495	42.5	2563	42.06	2583	41.6
TOTAL	5973	100	5961	100	5938	100	5918	100	5895	100	6094	100	6205	100

Source: Office of Institutional Research & Assessment, The College of New Jersey

UNDERGRADUATE STUDENTS BY AGE: FALL 2007

		LT 18	18-19	20-21	22-24	25-29	30-34	35-39	40-49	50-64	65+	Unknown	Total
Full-time	Num	16	2,317	2,747	816	68	19	14	23	8	0	0	6,028
	Pct	0.3%	38.4%	45.6%	13.5%	1.1%	0.3%	0.2%	0.4%	0.1%	0.0%	0.0%	100.0%
Part-time	Num	1	4	12	68	36	10	9	26	11	0	0	177
	Pct	0.6%	2.3%	6.8%	38.4%	20.3%	5.6%	5.1%	14.7%	6.2%	0.0%	0.0%	100.0%
Total	Num	17	2,321	2,759	884	104	29	23	49	19	0	0	6,205
	Pct	0.3%	37.4%	44.5%	14.2%	1.7%	0.5%	0.4%	0.8%	0.3%	0.0%	0.0%	100.0%

Source: Office of Institutional Research & Assessment, The College of New Jersey

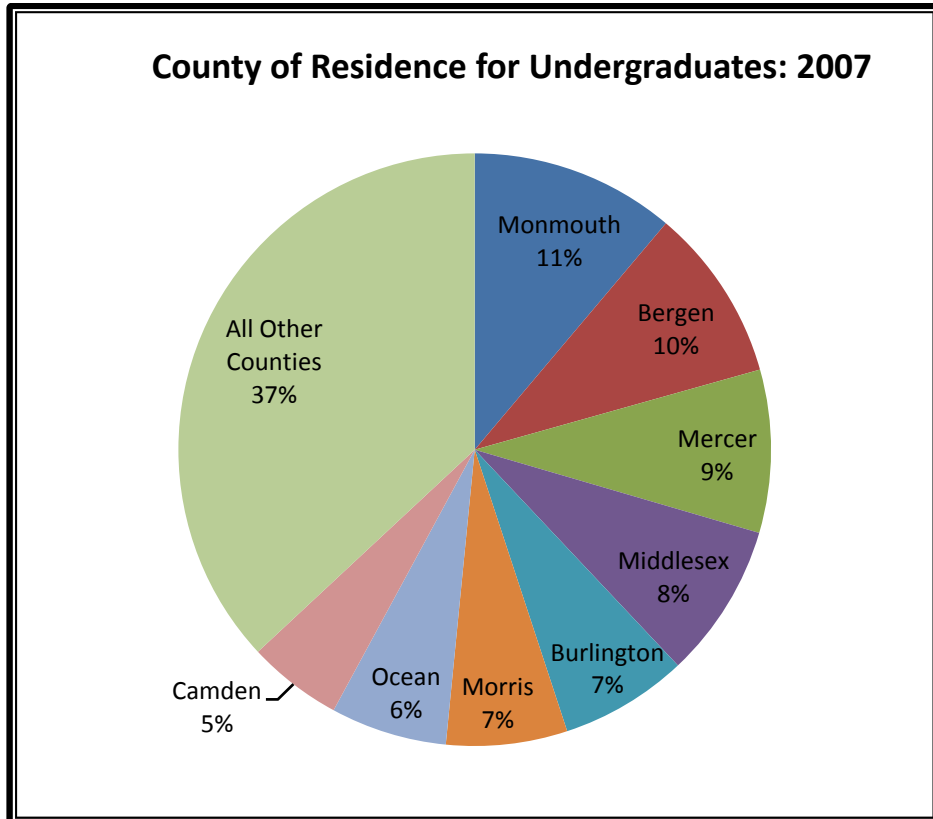
FINANCIAL AID FROM STATE-FUNDED PROGRAMS, FALL 2007

	<u>Recipients</u>	<u>Awards</u>	<u>Dollars(\$)</u>	<u>\$/Recipient</u>	<u>\$/Award</u>
TAG	895	1,709	4,755,702	5,313.63	2,782.74
EOF	361	701	486,549	1,347.78	694.08
Bloustein Scholars		1,185	2,351	1,092,596	922.02
Urban Scholars		138	275	127,445	923.51
NJCLASS Loans			744	7,520,485	
NJ Stars II (2006)		55		113,740	2,068.00
OSRP		1,194	3,290,000		2,755.44

Source: Office of Student Financial Assistance, The College of New Jersey

NEW JERSEY STATE RESIDENTS

TCNJ serves all 21 New Jersey counties and ninety-four percent (93.8%) of the overall and new entering freshman enrollments for fall 2007 were New Jersey residents. In addition, there are eight counties that supply greater than five percent of the undergraduate enrollments. They are Monmouth, Bergen, Mercer, Middlesex, Burlington, Morris, Ocean and Camden counties.



Source: Office of Institutional Research & Assessment, The College of New Jersey

D. DEGREES CONFERRED

DEGREES CONFERRED BY RACE/ETHNICITY AND GENDER

Number and Percent of Baccalaureate Degrees Conferred by Ethnicity Fiscal Year 2007		
Ethnic Group	Total	Percent
Native American	1	0.1%
Asian American	89	6.4%
African American	64	4.6%
Hispanic	75	5.4%
White	1,103	79.1%
Non-Resident Alien	1	0.1%
Not Reported	61	4.4%
Total	1,394	100.0%

Source: Office of Institutional Research & Assessment, The College of New Jersey

Number and Percent of Baccalaureate Degrees Conferred by Gender Fiscal Year 2007		
Gender	Total	Percent
Male	557	40.0%
Female	837	60.0%
Total	1,394	100.0%

Source: Office of Institutional Research & Assessment, The College of New Jersey

DEGREES CONFERRED BY GENERAL FIELD

The College of New Jersey	
Baccalaureate Degrees Conferred by General Field Fiscal Year 2007	
IPEDS Major Category	Number of Students
Area, Ethnic and Cultural Studies	9
Business Management & Administrative Services	193
Computer and Information Sciences	26
Education	413
Engineering	49
Foreign Languages and Literatures	5
Health Professions and Related Sciences	56
English Language and Literature/Letters	141
Biological Sciences/Life Sciences	99
Mathematics	16
Philosophy and Religion	14
Physical Sciences	30
Psychology	109
Protective Services	63
Social Sciences and History	65
Visual and Performing Arts	84
History	22
Total	1,394

Source: Office of Institutional Research & Assessment, The College of New Jersey

E. STUDENT OUTCOMES

GRADUATION RATES

Approximately eighty-three percent of the first-time full-time freshmen who entered TCNJ in the fall of 2001 graduated from The College. The New Jersey State funding indicator benchmark is 50 percent, and TCNJ has maintained a 72 percent or higher graduation rate the past ten years.

FOUR-, FIVE, & SIX-YEAR GRADUATION RATES OF FALL 2001 FULL-TIME, FIRST-TIME FRESHMEN BY RACE/ETHNICITY

	<u>White</u>		<u>Black</u>		<u>Hispanic</u>		<u>Asian</u>		<u>Alien</u>		<u>Other *</u>		<u>Total</u>	
	<u>Num</u>	<u>Pct</u>	<u>Num</u>	<u>Pct</u>	<u>Num</u>	<u>Pct</u>	<u>Num</u>	<u>Pct</u>	<u>Num</u>	<u>Pct</u>	<u>Num</u>	<u>Pct</u>	<u>Num</u>	<u>Pct</u>
Fall 2001 Cohort	990		81		76		66		1		48		1,262	
Graduates after 4 Years	711	71.8%	28	34.6%	38	50.0%	43	65.2%	0		32	66.7%	852	67.5%
Graduates after 5 Years	836	84.4%	43	53.1%	55	72.4%	52	78.8%	0		39	81.3%	1,025	81.2%
Graduates after 6 Years	853	86.2%	47	58.0%	55	72.4%	54	81.8%	0		40	83.3%	1,049	83.1%

* Other includes Native American and unknown race.

Source: Office of Institutional Research & Assessment, The College of New Jersey

FOUR-, FIVE, & SIX-YEAR GRADUATION RATES OF FALL 2001 FULL-TIME, FIRST-TIME FRESHMEN BY INCOME LEVEL

	<u>Low Income *</u>		<u>Non-Low Income</u>		<u>Unknown</u>		<u>Total</u>	
	<u>Num</u>	<u>Pct</u>	<u>Num</u>	<u>Pct</u>	<u>Num</u>	<u>Pct</u>	<u>Num</u>	<u>Pct</u>
Fall 2001 Cohort	113		876		273		1262	
Graduates after 4 Years	48	42.5%	605	69.1%	199	72.9%	852	67.5%
Graduates after 5 Years	69	61.1%	726	82.9%	230	84.2%	1025	81.2%
Graduates after 6 Years	74	65.5%	741	84.6%	234	85.7%	1049	83.1%

* Low Income is defined as student with a NJ Eligibility Index between 1 and 2,499.

Source: Office of Institutional Research & Assessment, The College of New Jersey

FIRST TO SECOND YEAR RETENTION RATES (3RD TERM RETENTION)

Over ninety five percent of the first-time full-time freshmen who entered TCNJ in the fall of 2006 were retained for the fall 2007 semester at The College. The College has maintained a first to second year retention rate of 95% over the last three years. This retention rate significantly exceeds all other New Jersey public colleges.

THIRD SEMESTER RETENTION OF FULL-TIME RETENTION OF FULL-TIME, FIRST TIME FRESHMEN BY RACE/ETHNICITY, FALL 2006 TO FALL 2007

	<u>White</u>		<u>Black</u>		<u>Hispanic</u>		<u>Asian</u>		<u>American Ind.</u>		<u>Alien</u>		<u>Race Unknown</u>		<u>Total</u>	
	<u>Num</u>	<u>Pct</u>	<u>Num</u>	<u>Pct</u>	<u>Num</u>	<u>Pct</u>	<u>Num</u>	<u>Pct</u>	<u>Num</u>	<u>Pct</u>	<u>Num</u>	<u>Pct</u>	<u>Num</u>	<u>Pct</u>	<u>Num</u>	<u>Pct</u>
Retained	782	95.7%	84	92.3%	130	92.2%	114	97.4%	1	100.0%	0		97	94.2%	1,208	95.1%
Not Retained	35	4.3%	7	7.7%	11	7.8%	3	2.6%	0	0.0%	0		6	5.8%	62	4.9%
Total	817	100.0%	91	100.0%	141	100.0%	117	100.0%	1	100.0%	0		103	100.0%	1,270	100.0%

Source: Office of Institutional Research & Assessment, The College of New Jersey

THIRD SEMESTER RETENTION OF FULL-TIME RETENTION OF FULL-TIME, FIRST TIME FRESHMAN BY INCOME LEVEL, FALL 2006 TO FALL 2007

	<u>Low Income *</u>		<u>Non-Low Inc.</u>		<u>Unknown</u>		<u>Total</u>	
	<u>Num</u>	<u>Pct</u>	<u>Num</u>	<u>Pct</u>	<u>Num</u>	<u>Pct</u>	<u>Num</u>	<u>Pct</u>
Retained	106	92.2%	888	96.3%	214	91.8%	1,208	95.1%
Not Retained	9	7.8%	34	3.7%	19	8.2%	62	4.9%
Total	115	100.0%	922	100.0%	233	100.0%	1,270	100.0%

Source: Office of Institutional Research & Assessment, The College of New Jersey

TRANSFER RATES

The table below presents the number of first-time applicants, the number of those applicants offered admission and the number of those applicants registered for the fall semester of the past seven years, 2001 through 2007.

	<u>2001</u>	<u>2002</u>	<u>2003</u>	<u>2004</u>	<u>2005</u>	<u>2006</u>	<u>2007</u>
TRANSFERS:							
Number of Applications Received	837	962	904	968	1,035	1,006	852
Number of Acceptances	382	386	333	423	470	520	463
Number of Students Matriculated	217	211	186	234	259	319	273
Accept Ratio:	46%	40%	37%	44%	45%	52%	54%
Enrollment Yield:	57%	55%	56%	55%	55%	61%	59%

F. PROFILE OF FACULTY AND RATIO OF FULL TIME TO PART TIME TEACHING

FULL-TIME FACULTY BY RACE/ETHNICITY, GENDER, & TENURE STATUS

In fall 2007, 70 percent of the full-time faculty were tenured. Of the tenured full-time faculty group, 44 percent were female and approximately 22 percent were minority. Of the regular full-time faculty as a whole (tenured and tenure-track), 46 percent were female and 24 percent were minority. In 2007, The College of New Jersey employed 411 adjunct faculty (*part-time, adjunct, & professional staff*) who taught in fall 2007; 210 females and 201 males.

The following chart lists in detail the profile of fall 2007 full-time faculty by ethnicity, gender, and tenure status.

	White		Black		Hispanic		Asian		American Ind.		Race Unknown		Total	
	#	Pct	#	Pct	#	Pct	#	Pct	#	Pct	#	Pct	#	Pct
Tenured	184	78.0%	17	7.2%	12	5.1%	22	9.3%	1	0.4%	0	0%	236	100%
Female	80	76.2%	11	10.5%	6	5.7%	8	7.6%	0	0%	0	0%	105	44%
Male	104	79.4%	6	4.6%	6	4.6%	14	10.7%	1	0.4%	0	0%	131	56%
Without Tenure	69	69.7%	6	6.1%	5	5.1%	16	16.2%	0	0%	3	0%	99	100%
Female	33	66.0%	2	4.0%	3	6.0%	11	22.0%	0	0%	1	0%	50	51%
Male	36	73.5%	4	8.2%	2	4.1%	5	10.2%	0	0%	2	0%	49	49%
Total	253	75.5%	23	68.7%	17	5.1%	38	11.3%	1	0.3%	3	0.9%	335	100%
Female	113	72.9%	13	8.4%	9	5.8%	19	12.3%	0	0%	1	0.6%	155	46%
Male	140	77.8%	10	5.6%	8	4.4%	19	10.6%	1	0.3%	2	1.1%	180	54%

Source: Institutional Research & Assessment, The College of New Jersey

PERCENTAGE OF COURSE SECTIONS TAUGHT BY FULL-TIME FACULTY

For the fall 2007 term, the total faculty at TCNJ consisted of 361 full-time equivalent (FTE) faculty and a part-time teaching staff equating to 137 FTE. About eighty-eight percent of the full-time teaching faculty hold terminal degrees.

	<u>2002</u>	<u>2003</u>	<u>2004</u>	<u>2005</u>	<u>2006</u>	<u>2007</u>
Full-Time Faculty FTE	364	334	350	362	347	361
Teaching Administrators FTE	12	8	6	12	5	5
Adjunct & Part-time FTE	133	126	114	125	143	132
TOTAL FTE FACULTY	509	469	470	499	495	498
Number of Tenured Faculty (1)	219	230	232	230	234	236
Tenure Rate (1)	67%	67%	70%	67%	70%	70%
% Holding Terminal Degrees	89%	90%	90%	87%	89%	88%
Student Teacher Ratio (2)	12:1	12:1	12:1	12:1	13:1	13:1

* Preliminary figures

FT = Full-time;

FTE = Full-time Equivalency Equated at 24 Faculty Weighted Hours per Year

(1) Applies to Full-Time Faculty Only

(2) FTE students to FTE Faculty _____

Source: *The College of New Jersey*

RATIO OF FULL-TIME TO PART-TIME FACULTY

Full-time and part-time/adjunct faculty headcount for fall 2007 was 335 and 398 or 45.7% and 54.3% of the total teaching population respectively.

G. CHARACTERISTICS OF THE BOARD OF TRUSTEES

Name	Title	Ethnicity	Sex
Mrs. Susanne Svizeny	Chair	Caucasian	F
Mr. Christopher R. Gibson, Esq.	Vice-Chair	Caucasian	M
Mr. Bradley S. Brewster	Secretary	Caucasian	M
Dr. Poonan Alaigh	Trustee	Asian	F
Dr. Robert A. Altman	Trustee	Caucasian	M
Mr. Jorge Caballero	Trustee	Hispanic/Latino	M
Ms. Hazel F. Gluck	Trustee	Caucasian	F
Mr. Robert M. Kaye	Trustee	Caucasian	M
Mr. James P. McAndrew	Trustee	Caucasian	M
Ms. Anne P McHugh, Esq.	Trustee	Caucasian	F
Mrs. Barbara A. Pelson	Trustee	Caucasian	F
Mr. Miles Powell	Trustee	Caucasian	M
Mr. Michael Strom	Student Trustee	Caucasian	M
Ms. Sana Fathima	Alternate Student Trustee	Asian	F
R. Barbara Gitenstein, PhD	President, Ex-Officio	Caucasian	F

Source: TCNJ Office of the President: www.tcnj.edu/~trustees

H. PROFILE OF THE INSTITUTION - UNDERGRADUATE DEGREE PROGRAMS

Bachelor of Arts

- Art*
- Art History
- Biomedical Engineering (**BABME**)
- Communication Studies
- Economics
- English *
- History *
- Interactive Multimedia
- International Studies
- Mathematics *
- Philosophy
- Political Science
- Professional Writing and Journalism
- Psychology
- Self-Designed Major
- Sociology
- Spanish*
- Women's and Gender Studies

Bachelor of Fine Arts

- Digital Arts
- Fine Arts
- Graphic Design

Bachelor of Music*

- Music

Bachelor of Science

- Accountancy
- Biology *
- Business Administration(*specializations in Finance, General Business, International Business, Marketing, Management*)
- Chemistry *
- Civil Engineering (**BSCE**)
- Computer Engineering
- Computer Science (**BSCoE**)
- Criminology and Justice Studies
- Early Childhood Education *
- Economics
- Education of the Deaf and Hard of Hearing**
- Elementary Education *
- Electrical Engineering (**BSEE**)
- Engineering Science(*specializations in Biomedical Engineering and Engineering Management*)(**BSE**)
- Health and Physical Education*
- Mathematics & Statistics*
- Mechanical Engineering (**BSME**)
- Physics * (*options in Computational and Earth Science*)
- Seven-Year Medical Program
- Seven-Year Optometry Program
- Special Education *
- Technology Education*

Bachelor of Science in Nursing

- Nursing

Source: Office of Academic Affairs, The College of New Jersey
* Undergraduate discipline-specific teacher preparation is also available

** Five-year program leading to a Master of Arts degree in teaching.

**PROFILE OF THE INSTITUTION-
GRADUATE DEGREE PROGRAMS**

Master of Arts (MA)

- Applied Spanish Studies
- Community Counseling (*options include: Substance Abuse and Addiction Counseling or Human Services*)
- English
- School Counseling

Master of Arts in Teaching (MAT)

- Elementary Education
- Early Childhood
- Education of the Deaf and Hard of Hearing
- Secondary Education (*Specializations include: Biology, English, Health and Physical Education, Mathematics, Physical Science, Social Studies, Technology Education*)
- Special Education

Master of Education (MED)

- Educational Leadership
- Health Education
- Physical Education
- Reading
- Special Education
- Teaching English as a Second Language

Master of Science (MS)

- Educational Technology

Master of Science in Nursing (MSN)

- Nursing (*Options include: Family Nurse Practitioner, Adult Nurse Practitioner, Neonatal Nurse Practitioner, Clinical Nurse Leader*)

Education Specialist (EDS)

- Marriage and Family Counseling

I. MAJOR RESEARCH AND PUBLIC SERVICE ACTIVITIES

During the 2007-2008 academic year, faculty at The College of New Jersey were involved in a variety of research projects supported by both internal and external grants, sabbatical leaves, and summer undergraduate student-faculty research projects. Faculty, staff, and students are dedicated to public service to the community, New Jersey, the nation and the world through partnerships, centers (such as the Municipal Land Use Center, the Small Business Development Center, and the Bonner Center for Civic and Community Engagement), and other initiatives. In addition, the TCNJ Professional Development School Network partners our School of Education with 18 New Jersey public schools to provide staff development activities.

R&D EXPENDITURES : YEAR 2007

Institution: The College of New Jersey

	Amount (\$)
Federally Financed Academic R&D Expenditures	321,414
Institutionally Financed Academic R&D Expenditures	6,337,375
Total Academic R&D Expenditures	7,369,415

J. THE STATUS OF MAJOR CAPITAL PROJECTS (AS OF JUNE 2008)

PROJECTS IN PLANNING

68 Library Renovation

The '68 Library was vacated when the New Library was completed. This space is now being reconfigured as swing space as part of the College's master plan and is currently in the design phase.

Green Hall Exterior Envelope Project

The exterior envelope of Green Hall was identified as a priority project through the College's asset renewal plan. The project is currently in design and will replace the roof, address issues with the windows, the clock tower, brick re-pointing and basement waterproofing.

Decker Hall Renovation

Based upon the College's Housing Master Plan, Decker Hall will have an internal renovation to the bathrooms and the replacement of all plumbing risers in the facility. Construction is scheduled to be complete by August 2010.

PROJECTS IN CONSTRUCTION

New Art and Interactive Multimedia Building

The College of New Jersey is completing the design phase for a new +/-70,000 gross square foot building to house the Art & Interactive Multimedia departments of the School of Art, Media and Music. This facility will house Art History, Digital Arts, Fine Arts, Graphic Design, Interactive Multimedia, Photography, faculty and administrative offices, as well as building support spaces. Building occupancy is projected for November 2009.

New Student Apartments

Based upon the College's Housing Master Plan, this project will provide approximately 400 beds for upper class students. The facility is under construction and occupancy is projected for August 2009.

Packer Hall Roof Replacement Project

The Packer Hall roof was identified as a priority roof repair project through the College's asset renewal plan. The roof has reached the end of its useful life and will be replaced. This project is in construction and should be complete by July 2008.

Manhole Repair and Replacement Project

A series of manholes on campus have reached the end of their useful life and will be repaired or replaced. This project should be complete by November 2008.

Turf Replacement Project

Due to the discovery of lead in the Astroturf field and because it has reached the end of its useful life, the turf was replaced. The project was substantially complete by May 2008 and final completion will occur in summer 2008.

Eickhoff Hall Dishwasher and Dish Room Renovation

Eickhoff Hall houses an 800 seat dining facility. The dishwasher has reached the end of its useful life and is being replaced. In addition, a minor renovation of the dish room is part of this project which will be complete in September 2008.